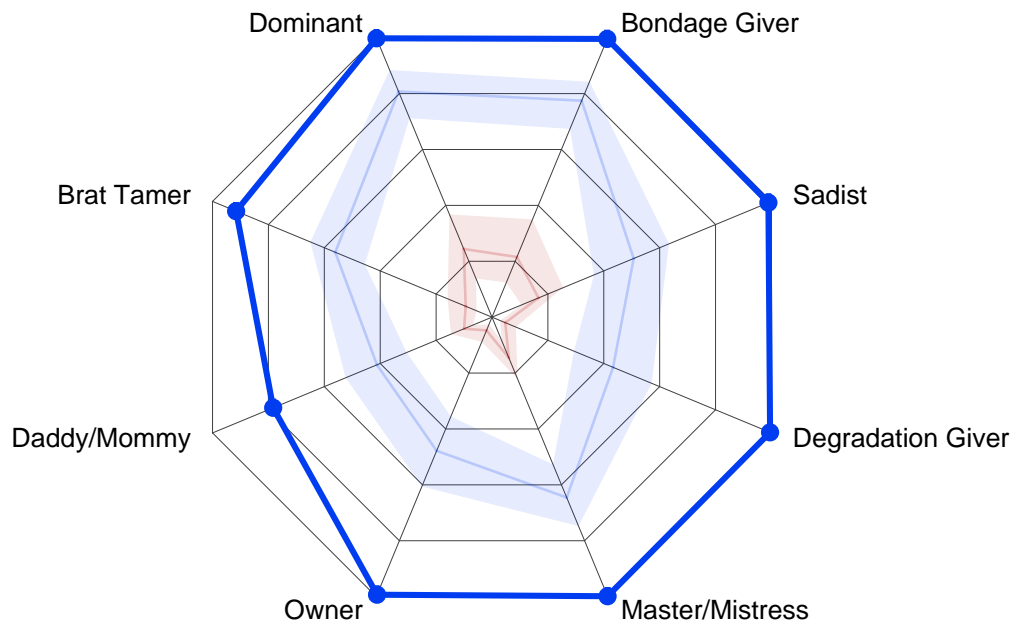


# D-Types Score Breakdown



## Legend:

- Your score
- Median score for male participants
- Middle 20% of male participants
- Median score for female participants
- Middle 20% of female participants

A spider web graph works as follows. A score close to the center represents a score near 0%. A score near the outer border of the web represents a score near 100%. The concentric lines hence mark 20%, 40%, 60% and 80%. Should you only see a few big dots near the center (and no lines) then this means that your score on these items is so low that it could not be properly drawn.

You are **100%** into being a **Dominant**, which is:

- **exceptionally high** among all participants (top 0.6%)
- **exceptionally high** among men (top 2%)
- **exceptionally high** among D-typed men (top 2%)
- **exceptionally high** among D-typed men your age (top 3%)

You are **100%** into being a **Bondage Giver**, which is:

- **exceptionally high** among all participants (top 0.3%)
- **exceptionally high** among men (top 0.4%)
- **exceptionally high** among D-typed men (top 0.8%)
- **exceptionally high** among D-typed men your age (top 0.8%)

You are **92%** into being a **Brat Tamer**, which is:

- **exceptionally high** among all participants (top 3%)
- **much higher** than most men (top 7%)
- **much higher** than most D-typed men (top 12%)
- **much higher** than most D-typed men your age (top 13%)

You are **99%** into being a **Sadist**, which is:

- **exceptionally high** among all participants (top 0.4%)
- **exceptionally high** among men (top 0.6%)
- **exceptionally high** among D-typed men (top 1%)
- **exceptionally high** among D-typed men your age (top 2%)

You are **78%** into being a **Daddy/Mommy**, which is:

- **much higher** than most participants (top 11%)
- **higher** than most men (top 19%)
- **slightly higher** than most D-typed men
- **slightly higher** than most D-typed men your age

You are **100%** into being a **Degradation Giver**, which is:

- **exceptionally high** among all participants (top 0.3%)
- **exceptionally high** among men (top 0.5%)
- **exceptionally high** among D-typed men (top 1%)
- **exceptionally high** among D-typed men your age (top 2%)

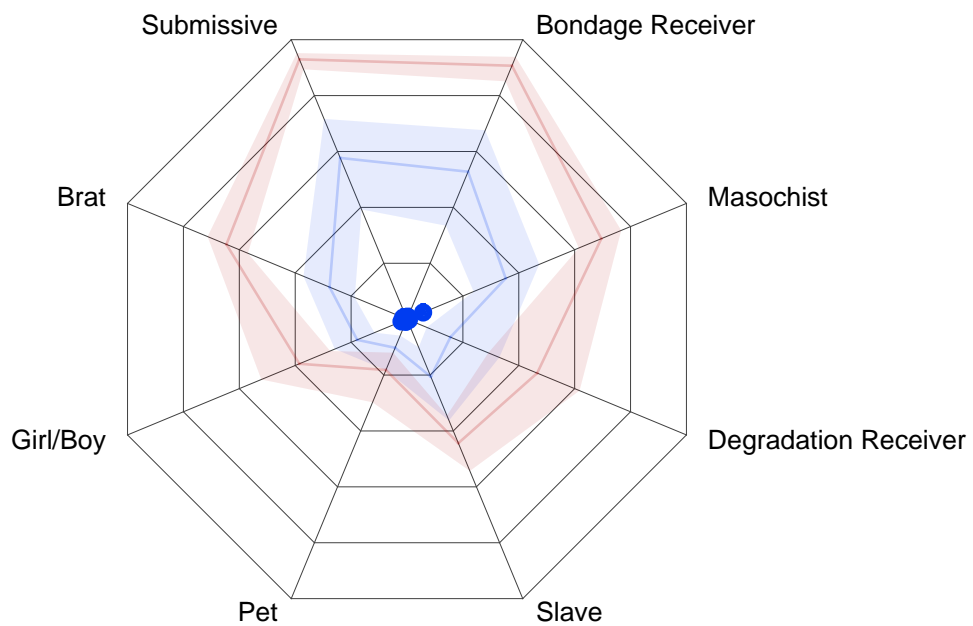
You are **99%** into being an **Owner**, which is:

- **exceptionally high** among all participants (top 0.5%)
- **exceptionally high** among men (top 0.9%)
- **exceptionally high** among D-typed men (top 2%)
- **exceptionally high** among D-typed men your age (top 2%)

You are **100%** into being a **Master/Mistress**, which is:

- **exceptionally high** among all participants (top 0.2%)
- **exceptionally high** among men (top 0.3%)
- **exceptionally high** among D-typed men (top 0.6%)
- **exceptionally high** among D-typed men your age (top 0.7%)

# s-Types Score Breakdown



## Legend:

- Your score
- Median score for male participants
- Middle 20% of male participants
- Median score for female participants
- Middle 20% of female participants

A spider web graph works as follows. A score close to the center represents a score near 0%. A score near the outer border of the web represents a score near 100%. The concentric lines hence mark 20%, 40%, 60% and 80%. Should you only see a few big dots near the center (and no lines) then this means that your score on these items is so low that it could not be properly drawn.

You are **0%** into being a **Submissive**, which is:

- **exceptionally low** among all participants (lowest 3%)
- **much lower** than most men (lowest 5%)
- **much lower** than most D-typed men (lowest 10%)
- **much lower** than most D-typed men your age (lowest 11%)

You are **1%** into being a **Bondage Receiver**, which is:

- **exceptionally low** among all participants (lowest 4%)
- **much lower** than most men (lowest 8%)
- **much lower** than most D-typed men (lowest 14%)
- **lower** than most D-typed men your age (lowest 15%)

You are **1%** into being a **Brat**, which is:

- **much lower** than most participants (lowest 5%)
- **much lower** than most men (lowest 9%)
- **lower** than most D-typed men (lowest 17%)
- **lower** than most D-typed men your age (lowest 19%)

You are **6%** into being a **Masochist**, which is:

- **much lower** than most participants (lowest 10%)
- **lower** than most men (lowest 18%)
- **slightly lower** than most D-typed men
- **slightly lower** than most D-typed men your age

You are **2%** into being a **Girl/Boy**, which is:

- **much lower** than most participants (lowest 7%)
- **much lower** than most men (lowest 12%)
- **lower** than most D-typed men (lowest 23%)
- **lower** than most D-typed men your age (lowest 27%)

You are **1%** into being a **Degradation Receiver**, which is:

- **much lower** than most participants (lowest 5%)
- **much lower** than most men (lowest 9%)
- **lower** than most D-typed men (lowest 16%)
- **lower** than most D-typed men your age (lowest 16%)

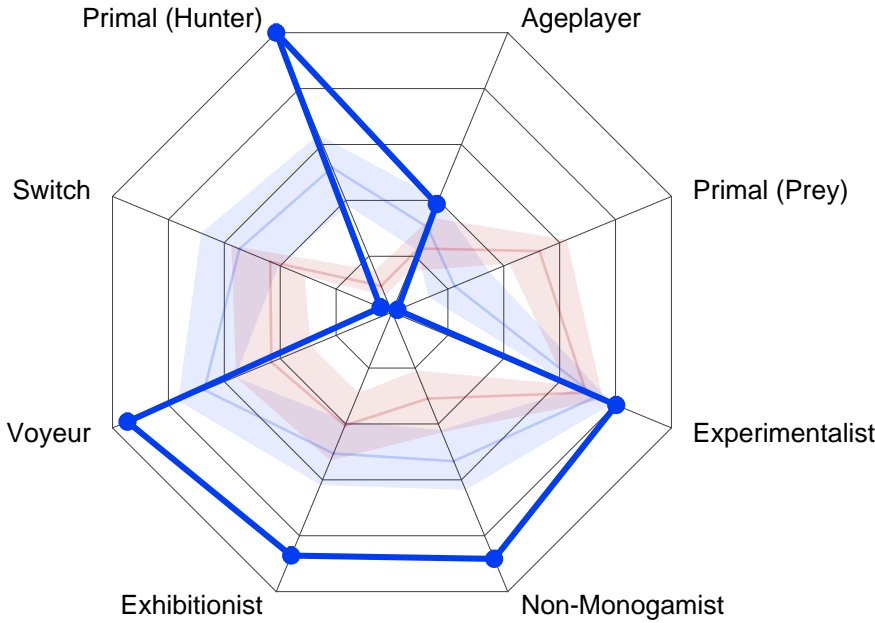
You are **1%** into being a **Pet**, which is:

- **much lower** than most participants (lowest 7%)
- **much lower** than most men (lowest 13%)
- **lower** than most D-typed men (lowest 24%)
- **lower** than most D-typed men your age (lowest 28%)

You are **0%** into being a **Slave**, which is:

- **exceptionally low** among all participants (lowest 2%)
- **exceptionally low** among men (lowest 4%)
- **much lower** than most D-typed men (lowest 7%)
- **much lower** than most D-typed men your age (lowest 8%)

# Other Types Score Breakdown



**Legend:**

- Your score
- Median score for male participants
- Middle 20% of male participants
- Median score for female participants
- Middle 20% of female participants

A spider web graph works as follows. A score close to the center represents a score near 0%. A score near the outer border of the web represents a score near 100%. The concentric lines hence mark 20%, 40%, 60% and 80%. Should you only see a few big dots near the center (and no lines) then this means that your score on these items is so low that it could not be properly drawn.

You are **100%** into being a **Primal (Hunter)**, which is:

- **exceptionally high** among all participants (top 0.1%)
- **exceptionally high** among men (top 0.2%)
- **exceptionally high** among D-typed men (top 0.2%)
- **exceptionally high** among D-typed men your age (top 0.3%)

You are **39%** into being an **Ageplayer**, which is:

- **about average** for all participants
- **about average** for men
- **about average** for D-typed men
- **about average** for D-typed men your age

You are **4%** into being a **Switch**, which is:

- **much lower** than most participants (lowest 14%)
- **much lower** than most men (lowest 13%)
- **lower** than most D-typed men (lowest 17%)
- **lower** than most D-typed men your age (lowest 19%)

You are **2%** into being a **Primal (Prey)**, which is:

- **much lower** than most participants (lowest 8%)
- **lower** than most men (lowest 15%)
- **lower** than most D-typed men (lowest 27%)
- **slightly lower** than most D-typed men your age

You are **95%** into being a **Voyeur**, which is:

- **much higher** than most participants (top 6%)
- **much higher** than most men (top 10%)
- **much higher** than most D-typed men (top 12%)
- **higher** than most D-typed men your age (top 16%)

You are **80%** into being an **Experimentalist**, which is:

- **slightly higher** than most participants
- **slightly higher** than most men
- **slightly higher** than most D-typed men
- **slightly higher** than most D-typed men your age

You are **87%** into being an **Exhibitionist**, which is:

- **much higher** than most participants (top 13%)
- **much higher** than most men (top 14%)
- **much higher** than most D-typed men (top 10%)
- **much higher** than most D-typed men your age (top 13%)

You are **88%** into being a **Non-Monogamist**, which is:

- **much higher** than most participants (top 10%)
- **much higher** than most men (top 12%)
- **much higher** than most D-typed men (top 11%)
- **higher** than most D-typed men your age (top 15%)