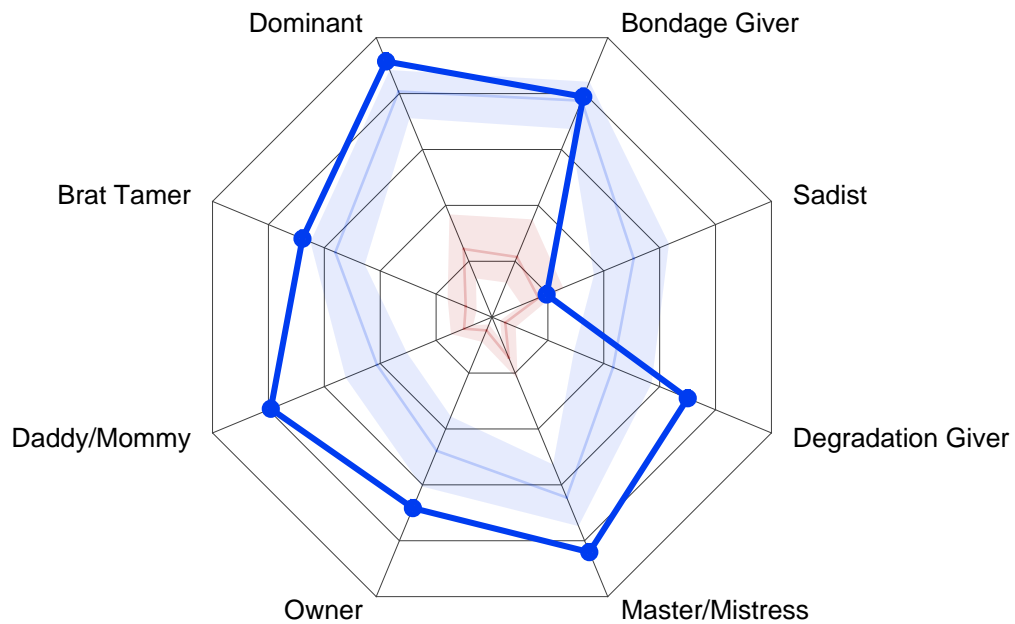


D-Types Score Breakdown



Legend:

- Your score
- Median score for male participants
- Middle 20% of male participants
- Median score for female participants
- Middle 20% of female participants

A spider web graph works as follows. A score close to the center represents a score near 0%. A score near the outer border of the web represents a score near 100%. The concentric lines hence mark 20%, 40%, 60% and 80%. Should you only see a few big dots near the center (and no lines) then this means that your score on these items is so low that it could not be properly drawn.

You are **92%** into being a **Dominant**, which is:

- **higher** than most participants (top 19%)
- **slightly higher** than most men
- **much higher** than most other-typed men (top 11%)
- **much higher** than most other-typed men your age (top 10%)

You are **79%** into being a **Bondage Giver**, which is:

- **slightly higher** than most participants
- **about average** for men
- **about average** for other-typed men
- **about average** for other-typed men your age

You are **68%** into being a **Brat Tamer**, which is:

- **higher** than most participants (top 21%)
- **slightly higher** than most men
- **higher** than most other-typed men (top 27%)
- **higher** than most other-typed men your age (top 24%)

You are **20%** into being a **Sadist**, which is:

- **about average** for all participants
- **lower** than most men (lowest 28%)
- **lower** than most other-typed men (lowest 26%)
- **lower** than most other-typed men your age (lowest 29%)

You are **79%** into being a **Daddy/Mommy**, which is:

- **much higher** than most participants (top 10%)
- **higher** than most men (top 19%)
- **much higher** than most other-typed men (top 11%)
- **much higher** than most other-typed men your age (top 11%)

You are **70%** into being a **Degradation Giver**, which is:

- **higher** than most participants (top 18%)
- **slightly higher** than most men
- **higher** than most other-typed men (top 23%)
- **higher** than most other-typed men your age (top 23%)

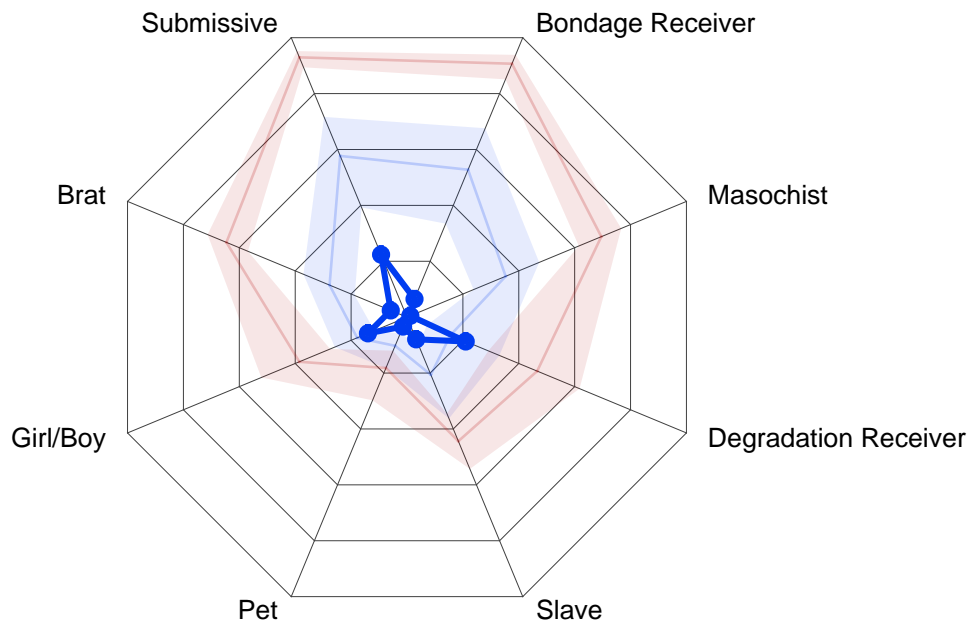
You are **68%** into being an **Owner**, which is:

- **higher** than most participants (top 20%)
- **slightly higher** than most men
- **higher** than most other-typed men (top 23%)
- **higher** than most other-typed men your age (top 22%)

You are **84%** into being a **Master/Mistress**, which is:

- **higher** than most participants (top 17%)
- **slightly higher** than most men
- **much higher** than most other-typed men (top 13%)
- **much higher** than most other-typed men your age (top 13%)

s-Types Score Breakdown



Legend:

- Your score
- Median score for male participants
- Middle 20% of male participants
- Median score for female participants
- Middle 20% of female participants

A spider web graph works as follows. A score close to the center represents a score near 0%. A score near the outer border of the web represents a score near 100%. The concentric lines hence mark 20%, 40%, 60% and 80%. Should you only see a few big dots near the center (and no lines) then this means that your score on these items is so low that it could not be properly drawn.

You are **22%** into being a **Submissive**, which is:

- **lower** than most participants (lowest 17%)
- **slightly lower** than most men
- **much lower** than most other-typed men (lowest 10%)
- **much lower** than most other-typed men your age (lowest 13%)

You are **6%** into being a **Bondage Receiver**, which is:

- **much lower** than most participants (lowest 12%)
- **lower** than most men (lowest 23%)
- **much lower** than most other-typed men (lowest 9%)
- **much lower** than most other-typed men your age (lowest 9%)

You are **6%** into being a **Brat**, which is:

- **much lower** than most participants (lowest 12%)
- **lower** than most men (lowest 23%)
- **much lower** than most other-typed men (lowest 6%)
- **much lower** than most other-typed men your age (lowest 7%)

You are **1%** into being a **Masochist**, which is:

- **exceptionally low** among all participants (lowest 3%)
- **much lower** than most men (lowest 6%)
- **exceptionally low** among other-typed men (lowest 4%)
- **exceptionally low** among other-typed men your age (lowest 3%)

You are **14%** into being a **Girl/Boy**, which is:

- **slightly lower** than most participants
- **about average** for men
- **slightly lower** than most other-typed men
- **slightly lower** than most other-typed men your age

You are **21%** into being a **Degradation Receiver**, which is:

- **about average** for all participants
- **about average** for men
- **about average** for other-typed men
- **about average** for other-typed men your age

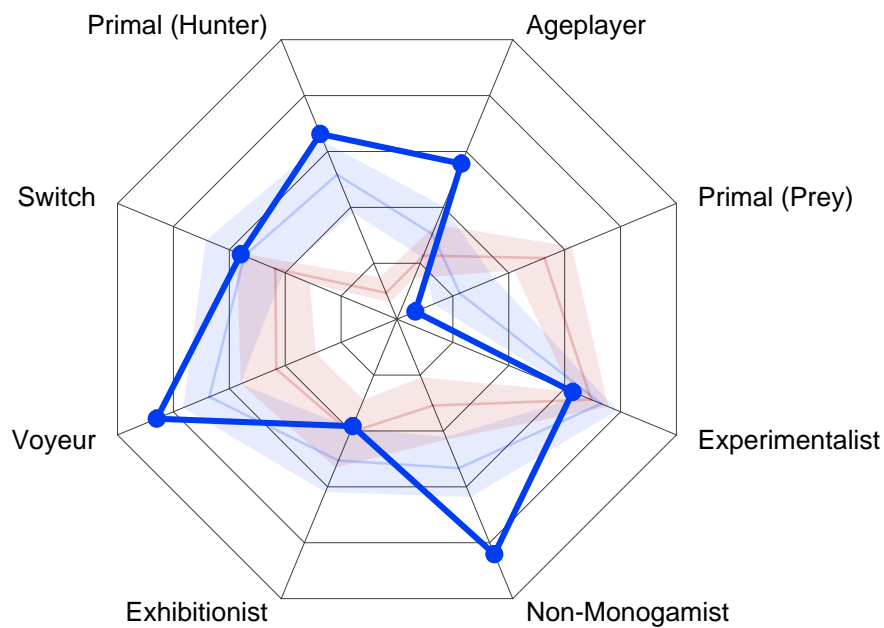
You are **3%** into being a **Pet**, which is:

- **lower** than most participants (lowest 19%)
- **slightly lower** than most men
- **lower** than most other-typed men (lowest 18%)
- **lower** than most other-typed men your age (lowest 21%)

You are **8%** into being a **Slave**, which is:

- **lower** than most participants (lowest 23%)
- **slightly lower** than most men
- **lower** than most other-typed men (lowest 21%)
- **lower** than most other-typed men your age (lowest 22%)

Other Types Score Breakdown



Legend:

- Your score
- Median score for male participants
- Middle 20% of male participants
- Median score for female participants
- Middle 20% of female participants

A spider web graph works as follows. A score close to the center represents a score near 0%. A score near the outer border of the web represents a score near 100%. The concentric lines hence mark 20%, 40%, 60% and 80%. Should you only see a few big dots near the center (and no lines) then this means that your score on these items is so low that it could not be properly drawn.

You are **66%** into being a **Primal (Hunter)**, which is:

- **higher** than most participants (top 23%)
- **slightly higher** than most men
- **slightly higher** than most other-typed men
- **slightly higher** than most other-typed men your age

You are **56%** into being an **Ageplayer**, which is:

- **higher** than most participants (top 27%)
- **higher** than most men (top 26%)
- **higher** than most other-typed men (top 28%)
- **higher** than most other-typed men your age (top 27%)

You are **56%** into being a **Switch**, which is:

- **about average** for all participants
- **about average** for men
- **lower** than most other-typed men (lowest 17%)
- **lower** than most other-typed men your age (lowest 19%)

You are **7%** into being a **Primal (Prey)**, which is:

- **lower** than most participants (lowest 19%)
- **slightly lower** than most men
- **much lower** than most other-typed men (lowest 14%)
- **much lower** than most other-typed men your age (lowest 13%)

You are **86%** into being a **Voyeur**, which is:

- **higher** than most participants (top 19%)
- **higher** than most men (top 28%)
- **slightly higher** than most other-typed men
- **about average** for other-typed men your age

You are **63%** into being an **Experimentalist**, which is:

- **slightly lower** than most participants
- **slightly lower** than most men
- **lower** than most other-typed men (lowest 27%)
- **lower** than most other-typed men your age (lowest 20%)

You are **38%** into being an **Exhibitionist**, which is:

- **about average** for all participants
- **about average** for men
- **slightly lower** than most other-typed men
- **lower** than most other-typed men your age (lowest 22%)

You are **84%** into being a **Non-Monogamist**, which is:

- **much higher** than most participants (top 14%)
- **higher** than most men (top 17%)
- **higher** than most other-typed men (top 24%)
- **slightly higher** than most other-typed men your age